





Results

Pos	Sail Number	Team	Netto	Q1	Q2	Q3	Q4	Q5	Q6	Q7	Q8	Q9	F10	F11	F12	F13	F14	F15	F16
1	49	Bart LAMBRIEX Floris van de WERKEN	92.0	3.0	14.0	4.0	10.0	1.0	4.0	2.0	2.0	5.0	7.0	9.0	5.0	21.0	2.0	1.0	(DSQ)
2	13	Tim FISCHER Fabian GRAF	94.0	1.0	5.0	6.0	7.0	5.0	3.0	6.0	6.0	3.0	5.0	46.0	7.0	12.0	4.0	5.0	7.0
3	7	Frederik RASK Jakob PRECHT JENSEN	112.0	4.0	12.0	10.0	1.0	3.0	7.0	9.0	3.0	8.0	10.0	1.0	23.0	9.0	1.0	9.0	11.0
4	84	Ian BARROWS Hans HENKEN	113.0	9.0	3.0	12.0	2.0	8.0	6.0	12.0	1.0	1.0	3.0	10.0	10.0	4.0	9.0	13.0	22.0
5	19	Dominik BUKSAK Szymon WIERZBICKI	118.0	10.0	2.0	8.0	15.0	1.0	2.0	14.0	1.0	12.0	2.0	2.0	12.0	5.0	15.0	46.0	9.0
6	43	Andrew MOLLERUS Ian MACDIARMID	121.0	15.0	8.0	6.0	5.0	11.0	1.0	5.0	11.0	4.0	11.0	6.0	24.0	11.0	11.0	7.0	3.0
7	42	Łukasz PRZYBYTEK Paweł KOŁODZIŃSKI	125.0	8.0	2.0	3.0	6.0	3.0	9.0	4.0	7.0	(UFD)	6.0	5.0	15.0	24.0	(DNC)	6.0	4.0
8	99	Robert DICKSON Sean WADDILOVE	125.0	14.0	10.0	1.0	3.0	5.0	1.0	2.0	6.0	13.0	17.0	3.0	22.0	16.0	3.0	3.0	12.0
9	164	Mikołaj STANIUL Jakub SZTORCH	140.0	2.0	8.0	7.0	1.0	10.0	13.0	11.0	18.0	8.0	1.0	8.0	4.0	1.0	12.0	14.0	23.0
10	29	Benjamin BILDSTEIN David HUSL	142.0	7.0	10.0	8.0	9.0	9.0	5.0	3.0	13.0	1.0	9.0	48.0	13.0	2.0	7.0	10.0	14.0
11	22	Jakob MEGGENDORFER Andreas SPRANGER	123.0	11.0	4.0	5.0	4.0	2.0	2.0	6.0	4.0	11.0	49.0	14.0	9.0	6.0	8.0	19.0	18.0
12	44	Kévin FISCHER GUILLOU Noé DELPECH	125.0	3.0	4.0	2.0	7.0	7.0	10.0	(UFD)	4.0	9.0	4.0	7.0	1.0	23.0	13.0	15.0	20.0
13	112	Otto HENRY Miles DAVEY	125.0	4.0	1.0	5.0	2.0	12.0	5.0	10.0	8.0	7.0	22.0	11.0	2.0	22.0	6.0	22.0	8.0
14	117	Hernan UMPIERRE Fernando DIZ	149.0	7.0	1.0	3.0	16.0	6.0	14.0	12.0	8.0	7.0	15.0	21.0	14.0	3.0	23.0	21.0	1.0
15	128	Keanu PRETTNER Jakob FLACHBERGER	153.0	13.0	11.0	14.0	3.0	7.0	4.0	10.0	10.0	3.0	21.0	(UFD)	6.0	8.0	20.0	2.0	21.0
16	147	Simone FERRARESE Leonardo CHISTÈ	156.0	9.0	17.0	11.0	5.0	4.0	6.0	5.0	13.0	11.0	12.0	20.0	24.0	19.0	5.0	17.0	2.0
17	16	Erwan FISCHER Clément PEQUIN	160.0	15.0	15.0	13.0	11.0	4.0	11.0	3.0	5.0	4.0	23.0	12.0	3.0	14.0	10.0	24.0	17.0
18	311	Ville KORHONEN Edvard BREMER	161.0	16.0	7.0	13.0	10.0	16.0	12.0	1.0	5.0	9.0	14.0	19.0	16.0	7.0	22.0	11.0	5.0
19	17	Jack HAWKINS Chris TOMAS	167.0	2.0	6.0	1.0	4.0	10.0	13.0	7.0	15.0	10.0	8.0	13.0	(UFD)	25.0	14.0	23.0	16.0
20	11	Séaífra GUILFOYLE Johnny DURCAN	172.0	1.0	9.0	18.0	12.0	9.0	3.0	14.0	14.0	14.0	13.0	4.0	20.0	10.0	18.0	18.0	15.0
21	316	Ganapathy KELAPANDA Varun THAKKAR	173.0	11.0	14.0	4.0	9.0	8.0	15.0	7.0	12.0	14.0	24.0	15.0	11.0	15.0	17.0	8.0	13.0
22	5	James PETERS Fynn STERRITT	174.0	6.0	(DSQ)	10.0	8.0	13.0	8.0	4.0	16.0	2.0	20.0	22.0	19.0	17.0	(UFD)	4.0	6.0
23	880	Akira SAKAI Russell AYLSWORTH	179.0	5.0	5.0	9.0	6.0	2.0	17.0	16.0	16.0	6.0	18.0	(UFD)	8.0	20.0	21.0	20.0	10.0
24	911	Max STINGELE Linov SCHEEL	190.0	5.0	18.0	11.0	(UFD)	6.0	8.0	8.0	9.0	10.0	16.0	17.0	17.0	18.0	16.0	12.0	24.0
25	145	Musab AL HADI	216.0	12.0	15.0	16.0	12.0	17.0	9.0	11.0	2.0	5.0	25.0	23.0	18.0	13.0	19.0	25.0	19.0
26	129	Maxime BACHELIN Arno de PLANTA	97.0	6.0	16.0	9.0	13.0	15.0	(DSQ)	9.0	9.0	6.0	5.0	1.0	4.0	1.0	1.0	1.0	1.0
27	226	Ryan WOOD Andrew WOOD	123.0	8.0	11.0	14.0	15.0	(UFD)	7.0	1.0	10.0	18.0	7.0	10.0	1.0	2.0	7.0	6.0	6.0
28	345	Mathias BERTHET Nikolaj HOFFMANN BUHL	124.0	13.0	9.0	2.0	14.0	12.0	10.0	45.0	11.0	15.0	3.0	2.0	7.0	5.0	9.0	7.0	5.0
29	203	Ander BELAUSTEGUIGOITIA Danel BELAUSTEGUIGOITIA	134.0	48.0	16.0	7.0	17.0	18.0	16.0	13.0	14.0	2.0	6.0	7.0	3.0	4.0	3.0	4.0	4.0
30	202	Kyoungduk KIM Sangwoo BAE	136.0	10.0	3.0	12.0	17.0	15.0	(RET)	17.0	17.0	(UFD)	1.0	6.0	8.0	3.0	4.0	2.0	2.0
31	301	Prince NOBLE Manu FRANCIS	151.0	12.0	17.0	48.0	8.0	14.0	12.0	15.0	15.0	15.0	2.0	3.0	9.0	(UFD)	5.0	5.0	7.0
32	811	Théo REVIL Timothee DEPERY	151.0	48.0	7.0	16.0	16.0	13.0	14.0	13.0	12.0	16.0	8.0	5.0	6.0	7.0	(DNF)	3.0	3.0

Pos	Sail Number	Team	Netto	Q1	Q2	Q3	Q4	Q5	Q6	Q7	Q8	Q9	F10	F11	F12	F13	F14	F15	F16
33	 OMA 173	Ahmed AL HASANI Abdul Rahman AL MAASHRI	155.0	16.0	6.0	15.0	14.0	(DSQ)	16.0	8.0	17.0	13.0	9.0	9.0	2.0	6.0	6.0	9.0	9.0
34	 KOR 411	Dong Gyu LEE Wonjae LEE	172.0	17.0	13.0	17.0	18.0	14.0	15.0	17.0	3.0	17.0	10.0	8.0	5.0	8.0	8.0	10.0	10.0
35	 IND 780	Anand THAKUR Satyam RANGAD	174.0	17.0	12.0	17.0	13.0	16.0	17.0	(UFD)	18.0	16.0	4.0	4.0	10.0	(UFD)	2.0	8.0	8.0
36	 DEN 70	Daniel NYBORG Sebastian WRIGHT OLSEN	178.0	14.0	13.0	15.0	11.0	11.0	11.0	16.0	7.0	12.0	(RET)	(RET)	(RET)	(RET)	(RET)	(RET)	(RET)